

CareStart


Self-Testing Guide



COVID-19 Response

Follow these **12 steps** to complete your COVID-19 CareStart self-test.

1 **OPTIONAL**
Not a required step to use the test.



Download the On/Go results app. Scan the QR code above. Sign up and create an account or if you have the app, simply log-in to start.



2 Follow along with the On/Go app instructions. Before self-testing, thoroughly wash your hands for 20 seconds.



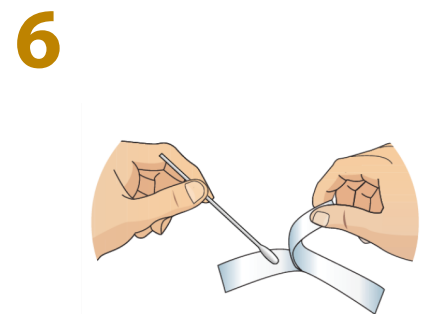
3 Unpack the test kit from the box. The test kit includes a test cassette, a vial with a lid and a nasal swab.



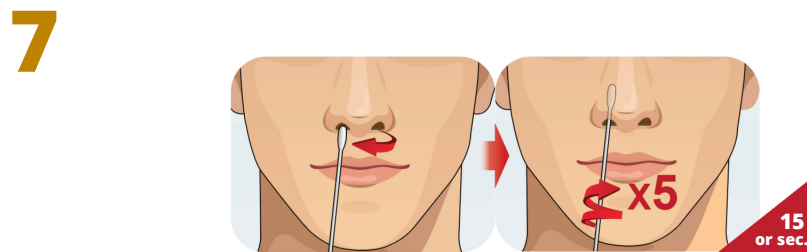
4 Open the package and remove the test cassette.



5 Carefully peel off the foil on the top of the vial.



6 Remove the nasal swab from the pouch. **Do not touch the tip of the swab.**



7 Take the nasal swab and insert it into your right nostril. Rotate the swab 5 times or 15 seconds, then do the same on your left nostril.

CareStart

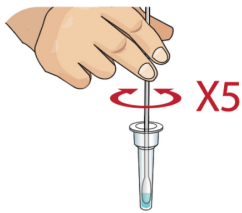
Self-Testing Guide



COVID-19 Response

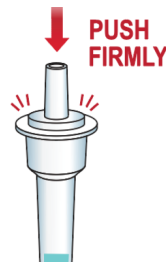
Follow these **12 steps** to complete your COVID-19 CareStart self-test.

8




Rotate the swab 5 times before removing it. As you remove it from the vial, ensure the liquid is squeezed from the swab into the vial. Dispose of the nasal swab.

9



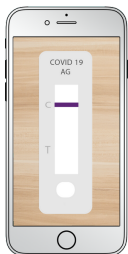
Take the lid and place it on the vial. Make sure it snaps closed by pushing down firmly.

10



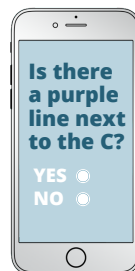
Add 3 drops from the vial onto the test cassette. Next, the app will set a 10 minute wait time to obtain your results. Do not move the test cassette.

11



Once the 10 minute wait time is up, you have 5 minutes to take a picture of your test results.

12



positive



negative



invalid

The On/Go app will guide you to accurately confirm your test results by asking you questions about the number of bars, their colors and where they are located.



A follow-up PCR COVID-19 test is recommended for those who test positive on an antigen COVID-19 self-test. To find a PCR testing location near you, please visit sbccovid19.com/testing-sites or scan the QR code.



For more information about the On/Go app, visit letsongo.com/faq.

For more information about COVID-19 in San Bernardino County, visit sbccovid19.com.